

Shades



Tailored body with pinch pleat



Laminated with rawhide lace



Wax treated four panel



Box pleat



Tailored body with space pleat



Box pleat with smocking



Knife pleat



String shade



Gallery bottom with fringe



Laminated with rolled edges



Shirred panel shade



Shirred



Tailored bell with folds



C.O.M. laminated with self folds



Swirl pleat



Box pleat with tailored bottom

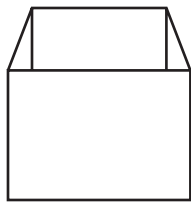




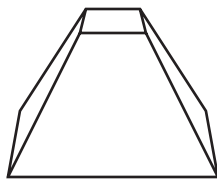
Shades

The Lang Levin Collection lampshades are available in a number of shapes and sizes. These shade styles are only a small sample of what is available from our custom workshop. All shades are made by hand with the finest materials on heavy-gauge frames. Each hand-sewn shade is handmade with three layers, the outer fabric, an inner lining and the interior lining.

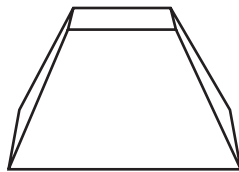
SHADE STYLES



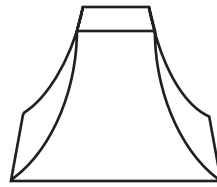
Square
Straight Sided



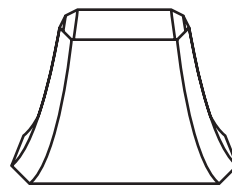
Pyramid



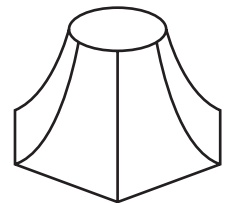
Rectangle



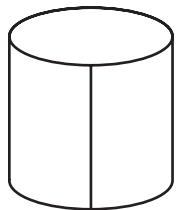
Square with
curved rib




Corner Cut
Rectangle with
Curved Ribs




Hexagon



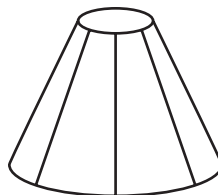
Drum




Oval



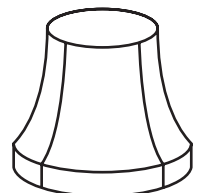
Empire



Tapered Empire

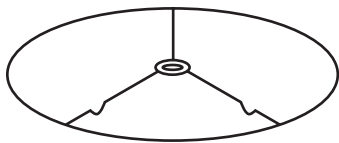


Bell

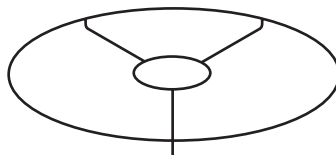


Bell With
Gallery

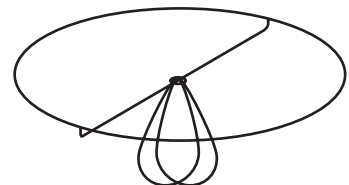
SHADE FITTERS



Washer



Uno



Clip

© 2007 Archistoric Products LLC. All rights reserved.